

GOLD NOTE®

S 1
Anniversary

ITALIAN PRESTIGE DUAL MONO INTEGRATED AMPLIFIER

Owner's Manual

MANUFACTURED IN ITALY

TEL.+39.0571.675005

FAX.+39.0571.675013

Table Of Contents

- Congratulations & Introduction	3
- Box Content	4
- Installation & Positioning	4
- Operating the S1 Anniversary	4
- Panel Features	5
- Volume & Remote Control	6
- Technical Specifications	7
- Warranty, Customer Service & Warnings	8
- Troubleshooting	9

VERY IMPORTANT:

Please read the following instructions carefully before installing your Gold Note Integrated Amplifier

Congratulations

Thank you for having purchased a GOLD NOTE® product.

Introduction



The S-1 Anniversary is a true Dual-Mono high end audio integrated amplifier using the famous Gold Note proprietary Mirror-Amp™ design technology that virtually eliminates the best audio distortion even at high level of volume.

The amplifier features a power supply enhanced by two custom toroid transformers. The two transformers are dedicated to the audio signal path exclusively, while an internal

galvanically insulated third transformers drives all the functions that could adversary affect the sound of the amplifier, such as all the accessories functions including the motor of the volume control, LED lights, etc....

The S-1 Anniversary does not have active or passive filters on the audio signal path. The amplifier features thermal switches to turn off the unit if it reaches an internal high temperature. This feature, while preventing, dangerous operating conditions also enables the amplifier to achieve the very best sonic performance eliminating completely any audio signal path interference.

The amplifier chassis is made of Steel to minimize RFI and EMI interference.

The remoted volume control is powered by a motorized inductive plastic film ALPS 50Kohm potentiometer setup to let the amplifier work very smoothly raising up the volume gently to be able working perfectly even with high sensitivity speakers as well as the mid efficiency ones.

The S-1 Anniversary features a Virtual Vinyl line RCA stereo input. The exclusive Gold Note Virtual Vinyl input allows the unit to perform a warmer audio signal and higher gain for all line source enhance such nice charmy audio benefit.

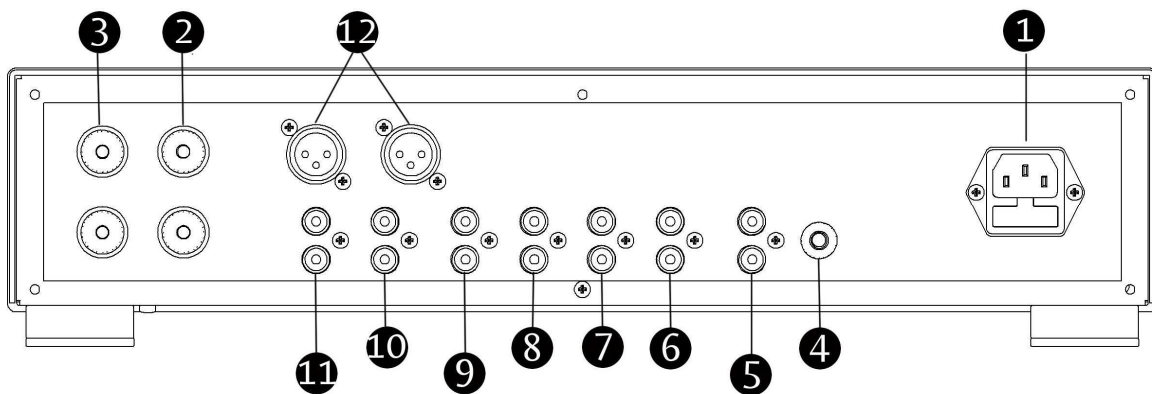
The S-1 Anniversary features a high quality built in headphone amplifier having a 6,3mm jack output, a remoted volume control, 4 RCA line inputs, one XLR line input (optionally RCA) and 1 Virtual Vinyl line input.

(Contents of Packaging)

- 1pc. INTEGRATED AMPLIFIER UNIT
- 1pc. DETACHABLE AC POWER CHORD
- 1pc. REMOTE CONTROL
- INSTRUCTIONS MANUAL

(Set-Up Instructions)

- Open all the cartons inside the main box and look that all the components listed are present.
- Carefully remove the amplifier chassis from the shipping box and foam.
- Connect the audio cable (not supplied) and the supplied AC Power Chord.



Rear Panel

- **(1) IEC PLUG with FUSE** - 100 -240 Volt - 50/60Hz with 3,15 A fuse
- **(2) LEFT CHANNEL BINDING POSTS** - Speaker Output
- **(3) RIGHT CHANNEL BINDING POSTS** - Speaker Output
- **(4) GROUND FLOATING** – Float the ground to isolate the unit – Lift up Floating, Lift down Super Ground
- **(5) VIRTUAL VINYL LINE STEREO RCA IN** – Enhance warm & higher level analogue sound for line sources
- **(6) CD LINE STEREO RCA INPUT**
- **(7) AUX 1 LINE STEREO RCA INPUT**
- **(8) AUX 2 LINE STEREO RCA INPUT**
- **(9) AUX 3 LINE STEREO RCA INPUT** – Only available on demand in parallel with the (12) XLR Inputs
- **(10) AUX 1 LINE STEREO RCA INPUT**
- **(11) AUX 1 LINE STEREO RCA INPUT**
- **(12) AUX 3 LINE STEREO XLR INPUT**

(Operating Conditions)

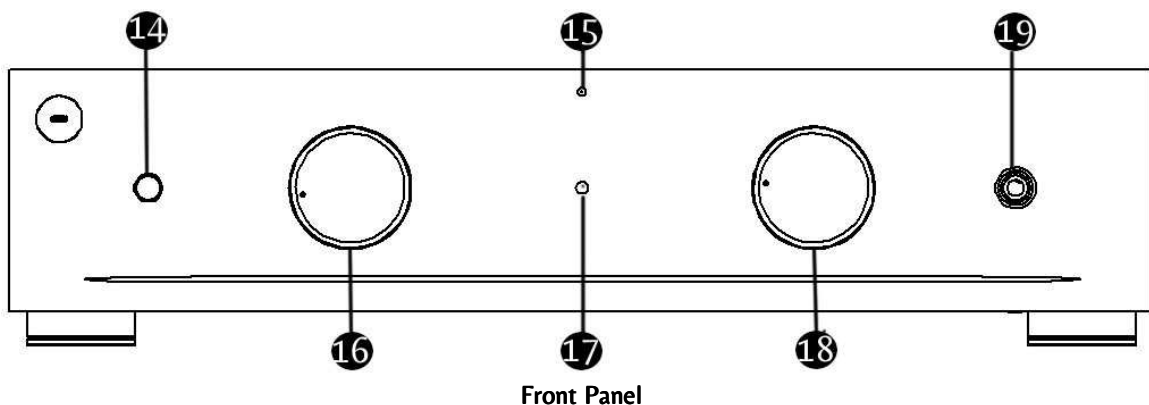
The amplifiers has been designed for use in Hi-Fi systems in sheltered locations. It ought therefore to be protected from any eventual variations in temperature and humidity. Avoid to use the unit close to radiators or other strong heat sources, electrical and electronic motors, switched on mobile phones etc. The location in proximity of other audio components is not theoretically critical, but you should nevertheless pay attention to this. In any case, take care to unplug completely the unit every time you need to move it, or to move the turntable on which it is installed.

TO ACHIEVE HIGHEST POSSIBLE QUALITY SOUND PERFORMANCES THE S AMPLIFIER DOES NOT HAVE ANY OUTPUT PROTECTION. SHORT CIRCUIT AND TOO LOW IMPEDANCE SPEAKERS (BELOW THAN 4 OHMS) THAT COULD IRREDEMIABLY DAMAGE THE AMPLIFIER IF IMPROPERLY USED.

THE UNIT IS PROVIDED WITH THERMAL SWITCHES SETUP ON BOTH CHANNELS HEAT SINKS AND POWER TRANSFORMERS. BEFORE THE UNIT REACHES A DANGEROUS TEMPERATURES IT TURNS OFF AUTOMATICALLY UNTIL COOLED DOWN TO A REGULAR OPERATING TEMPERATURE LEVEL.

TYPICALLY IF THE UNIT TURNS OFF DURING PLAYING IT TAKES 30 MINUTES TO COOL DOWN AND SWITCH IT ON AGAIN.

EVENAULLY TEST THE UNIT WELL BEFORE CALLING ASSISTANCE FOR SERVICE.



- (14) ON/OFF - Master switch, it turns the unit ON/OFF completely.
- (15) BLUE LED Light – It shows the unit ON/OFF
- (16) INPUT SELECTOR – 6 position manual rotative input selector
- (17) IR RECEIVER – for remote control
- (18) VOLUME CONTROL – Rotative remoted volume control knob
- (19) HEADAPONE SOCKET – 6.3mm Headphone socket

Volume Control

The volume control of this unit is made with an high quality potentiometer made by ALPS. It is so precise that its error ability to track is very low. Besides it is made with such materials that render its durability far superior than standard audio potentiometer.

The remote volume control with its proper electronic board and power transformer (to avoid any kind of interferences on signal path) works directly on a DC motors positioned on the back of the potentiometer to avoid the use of electronic controllers can reduce sound quality.

(REMOTE CONTROL)

optional

The amplifier features the same remote control can handle all Gold Note units without interferences.



- Select CD from the rectangular frame to activate the Amplifier functions on the remote.
- The arrows VOLUME UP & DOWN allow to control the volume.

PLEASE NOTE: All the other functions of the remote are dedicated to eventual other Gold Note units.

Technical Specifications

MAIN FEATURES

POWER OUTPUT	60w + 60w @ 20-20000Hz
FREQUENCY RESPONSE	20Hz – 20KHz @ +/- 3dB
THD (Total Harmonic Distortion)	<0.08% THD @ 20Hz-20KHz
RATIO SIGNAL TO NOISE	-105dB
DAMPING FACTOR	>100
SLEW RATE	13Volt/ μ s
VOLUME CONTROL	Motorised ALPS potentiometer

AUDIO INPUTS

ANALOGUE INPUTS	4 per Line RCA + 1 XLR & 1 RCA Virtual Vinyl stereo (to enhance virtual analogue replay)
INPUT SENSITIVITY	550mV (all input)
INPUT IMPEDANCE	47k Ω
HEADPHONE	6.3mm jack

AUDIO OUTPUTS

SPEAKER	Gold Plated Binding Posts
FIXED OUTPUT	One stereo RCA (optional variable)

CONNECTIVITY

REMOTE INFRA-RED	RC5 proprietary code variable on Volume only
------------------	--

POWER

MAINS SUPPLY	100V ▪ 115V ▪ 230V ▪ 50 or 60Hz (depending on market destination not convertible)
POWER TRANSFORMERS	2 audio Toroidal customised + 1 service unit
POWER CONSUMPTION	280watt Max – 25watt Min.

UPGRADES

SPECIAL	Gold Note Lucca Power Chord
---------	-----------------------------

PHYSICAL

DIMENSIONS	425mm L x 105mm H x 350mm D
TOTAL WEIGHT	10Kilos

FINISHES

FRONT PANEL	Brushed Black or Silver anodised aluminium
CASE	Black powder coated

(Warranty Registration)

To validate the warranty is necessary to register the unit on the Gold Note internet web site within 15 days from the purchase on the appropriate area of the web site: <http://www.goldnote.it/>

If the unit is not registered correctly or is been purchased from a different country of the purchaser origin/home the unit will not be covered by any warranty and the eventual registration refused.

The warranty does not does not cover in any case: Tubes, Phono Cartridge Styli and Batteries.

(Customer Service)

All GOLD NOTE® products are the result of meticulous technological research, and consequently their correct functioning is guaranteed. In spite of this it is possible that problems may emerge which non-specialist users cannot resolve. In this case, contact your dealer who will advise you on how to resolve the problem.

Do not return any object directly to the factory or to the national distributor or without being authorized to do so. In such cases both GOLD NOTE® and the distribution agents operating within your territory decline responsibility of any kind.


Please Note: Descriptions and technical characteristics may vary in any moment without notice.

Warnings

1. Do not disassemble any part of the product.
2. Do not use any part of the product for other purposes.
3. For service and problems of any kind, contact qualified Gold Note personnel.
4. Protect the product from rain and humidity and keep away from heat sources, electric and electronic motors etc.
5. The power Chord supplied must be used only on this unit.
6. Gold Note does not have responsibility for any improper use of this unit

Troubleshooting

SYMPTOM	DESCRIPTION	REASON	REMEDY
THE AMPLIFIER DOES NOT WORK	<i>The LED (15 is off</i>	<ul style="list-style-type: none"> The power Chord is detached or not correctly powered 	<ul style="list-style-type: none"> Verify the AC power chord connection.
	.	<ul style="list-style-type: none"> Then Fuse is blown 	<ul style="list-style-type: none"> Replace the fuse with one of the same value.
THE AMPLIFIER SHUT DOWN DURING PLAYING		<ul style="list-style-type: none"> The unit warms up too much and the thermal switches inside turn it off waiting to cool it down 	<ul style="list-style-type: none"> Be sure the unit is necessarily positioned in a airy place.
The PHONO (DISC) INPUT DOES NOT WORK		<ul style="list-style-type: none"> The Phono MM & MC is an optional feature 	<ul style="list-style-type: none"> Be sure you have it installed on the position wanted
THE AMPLIFIER HAS A LOW LEVEL VOLUME WORKING	<i>The amplifier needs to raise up the volume knob over the third quarter of the total run to drive mid sensitivity speakers</i>	<ul style="list-style-type: none"> The Unit is designed to play also high <i>sensitivity</i> speakers and the logarithmic volume control features a soft raising that enable the mid efficiency speakers work on high knob position 	<ul style="list-style-type: none"> There is no problem of distortion even if the amplifiers drives the speakers with volume knob closed to maximum level



GOLD NOTE

Via della Gora, 6

Montespertoli (Florence) Italy 50025

Tel. + 39 0571 675005

Fax. + 39 0571 675013

www.goldnote.it